



LAUNCH

# Launch Servicing System

A comprehensive guide to accessing your online client reports

# Launch Servicing System



Access reports through the online portal wherever and whenever you need them



Download reports in different formats: XML, CSV, PDF, MHTML, EXCEL, TIFF File or Word



View standard reports online or request customized monthly reports via file transfer

# Quick Reference Guide



## Get Started

Available Reports.....4



## Reporting

Daily.....5-12

Monthly.....13-18

# Daily & Monthly Reports

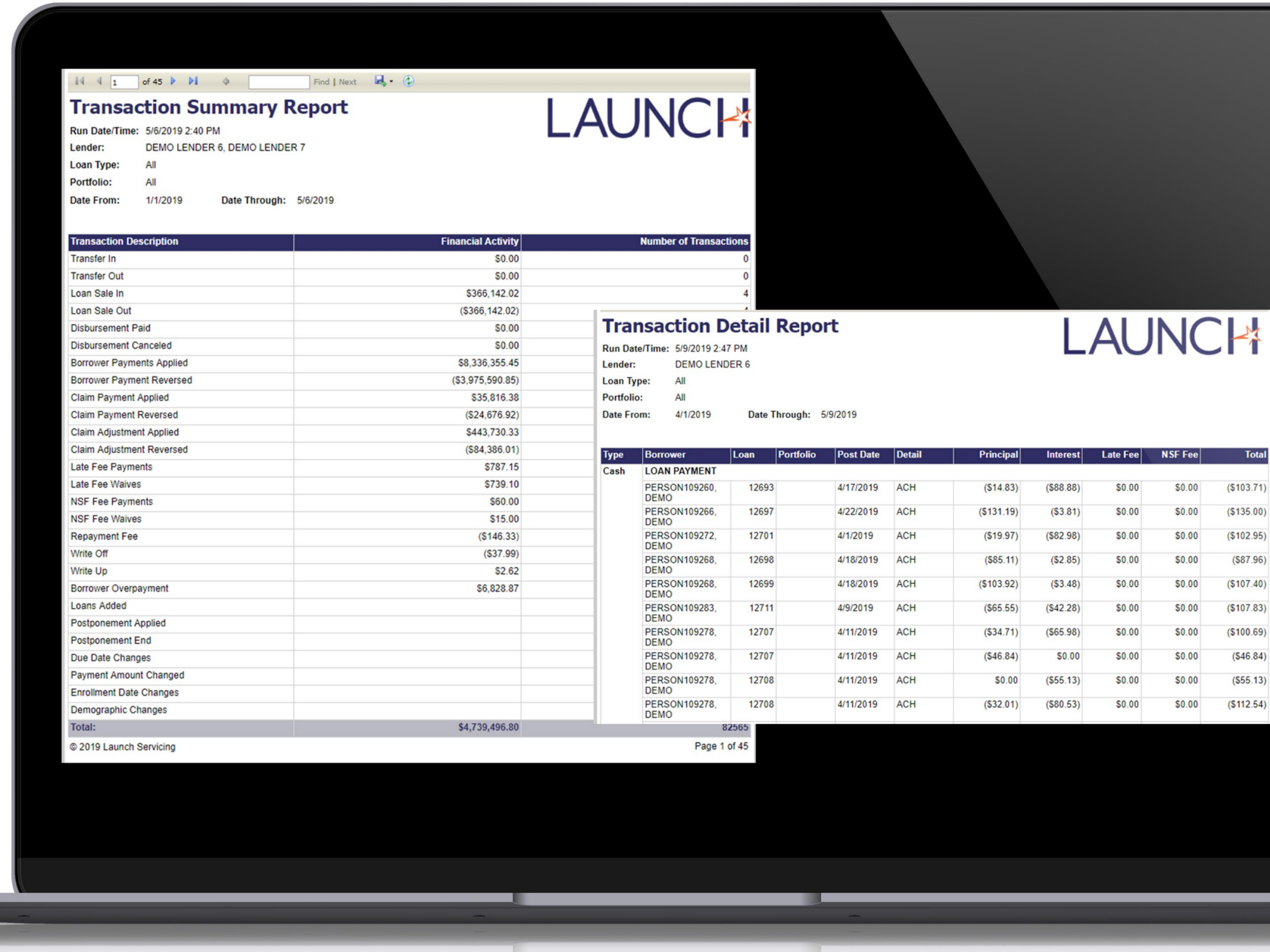
## Reporting Functionality:

- Search custom date ranges
- Filter search criteria
- Monthly reports show specific month end data



# Transaction Summary & Detail

Identifies the type and number of transactions and their financial impact. Typically used by operations to measure activity. The first page contains a summary and subsequent pages contain supporting details.



# Accounting Summary & Detail

Identifies the beginning and ending balances and all financial activity for a date range and can be run on a daily basis or for a range of days. The first page contains a summary and subsequent pages contain supporting details.

## Accounting Summary Report



Run Date/Time: 5/14/2019 12:39 PM  
 Lender: DEMO LENDER 6  
 Loan Type: All  
 Portfolio: All  
 Date From: 5/13/2019 Date Through: 5/14/2019

Description	Principal	Interest	Late Fees	NSF Fees	Total
Opening Balance	\$0.00	\$0.00	\$0.00	\$0.00	\$0.00
Disbursements Paid	\$0.00				\$0.00
Transfer In	\$0.00	\$0.00	\$0.00	\$0.00	\$0.00
Transfer Out	\$0.00	\$0.00	\$0.00	\$0.00	\$0.00
<b>Total Cash Activity</b>	<b>\$0.00</b>	<b>\$0.00</b>	<b>\$0.00</b>	<b>\$0.00</b>	<b>\$0.00</b>

Cash Activity	Principal	Interest	Late Fees	NSF Fees	Total
Payments Posted	\$0.00	\$0.00	\$0.00	\$0.00	\$0.00
Payment Reversals	\$0.00	\$0.00			
Claim Payments Posted	\$0.00	\$0.00			
Claim Payments Reversed	\$0.00	\$0.00			
Cancellations/Refunds	\$0.00				
Borrower Overpayment	\$0.00	\$0.00			
Loan Sale In	\$0.00	\$0.00			
Loan Sale Out	\$0.00	\$0.00			
Other Cash Activity					
<b>Total Cash Activity</b>	<b>\$0.00</b>	<b>\$0.00</b>			

Non-Cash Activity	Principal	Interest
Monthly Accrued Interest		\$0.00
Capitalized Interest	\$0.00	\$0.00
Payments Posted	\$0.00	\$0.00
Payment Reversals	\$0.00	\$0.00
Write-Ups	\$0.00	\$0.00
Write-Offs	\$0.00	\$0.00
Late Fees Assessed		
Late Fees Waived		
NSF Fees Assessed		
NSF Fees Waived		
Cancellations/Refunds	\$0.00	
Borrower Overpayments	\$0.00	\$0.00
Other Non-Cash Activity	\$0.00	\$0.00
Repayment Fee	\$0.00	
Claim Payments Posted	\$0.00	\$0.00
Claim Payments Reversed	\$0.00	\$0.00
Claim Adjustments Posted	\$0.00	\$0.00
Claim Adjustments Reversed	\$0.00	\$0.00
Loan Sale In	\$0.00	\$0.00
Loan Sale Out	\$0.00	\$0.00
<b>Total Non-Cash Activity</b>	<b>\$0.00</b>	<b>\$0.00</b>
<b>Ending Balance</b>	<b>\$0.00</b>	<b>\$0.00</b>

## Accounting Detail Report



Run Date/Time: 5/14/2019 12:51 PM  
 Lender: DEMO LENDER 6  
 Loan Type: All  
 Portfolio: All  
 Date From: 4/1/2019 Date Through: 5/14/2019

Type	Borrower	Account	Loan	Student	Portfolio	Posted	Effective	Detail	Principal	Interest	Late Fee	NSF Fee	Total
Cash	FEE PAYMENT Reversal												
	PERSON110521, DEMO	110521000	13750			4/29/2019	3/7/2019		\$0.00	\$0.00	(\$91.00)	\$0.00	(\$91.00)
	PERSON111229, DEMO	111229000	14336			4/4/2019	3/14/2018		\$0.00	\$0.00	(\$14.64)	\$0.00	(\$14.64)
	PERSON111229, DEMO	111229000	14336			4/4/2019	7/5/2018		\$0.00	(\$0.01)	(\$1.15)	\$0.00	(\$1.16)
	PERSON111229, DEMO	111229000	14336			4/4/2019	10/1/2018		\$0.00	(\$0.02)	(\$2.39)	\$0.00	(\$2.41)
	PERSON111229, DEMO	111229000	14336			4/4/2019	1/31/2019		\$0.00	(\$0.02)	(\$2.48)	\$0.00	(\$2.50)
	PERSON111675, DEMO	111675000	14698			4/29/2019	10/3/2018		\$0.00	(\$12.38)	(\$21.23)	\$0.00	(\$33.61)
	PERSON111675, DEMO	111675000	14698			4/29/2019	1/23/2019		\$0.00	(\$0.02)	(\$10.44)	\$0.00	(\$10.46)
	PERSON113036, DEMO	113036000	16248			4/29/2019	4/16/2019		\$0.00	\$0.00	(\$72.58)	\$0.00	(\$72.58)
	<b>Total</b>		<b>8</b>						<b>\$0.00</b>	<b>(\$12.45)</b>	<b>(\$215.91)</b>	<b>\$0.00</b>	<b>(\$228.36)</b>

© 2019 Launch Servicing

Page 3 of 25

# Loan Sale Summary & Detail

Allows a seller or purchaser of a loan to view the information included in the sale.

# LAUNCH

## Loan Sale Report

### 123118\_SEB

Posted On: 01/07/2019      Sold From: DEMO LENDER 7  
 Effective On: 01/07/2019      Sold To: DEMO LENDER 6

### Summary

Type	Loan Count	Borrower Count	Principal Amount	Interest Amount	Late Fee Amount	NSF Fee Amount	Total
Sale In - Non-Cash	1	1	\$58,267.98	\$2,483.17	\$122.24	\$0.00	\$60,873.39
Sale Out - Non-Cash	1	1	(\$58,267.98)	(\$2,483.17)	(\$122.24)	\$0.00	(\$60,873.39)
<b>Total:</b>	<b>1</b>	<b>1</b>	<b>\$0.00</b>	<b>\$0.00</b>	<b>\$0.00</b>	<b>\$0.00</b>	<b>\$0.00</b>

### Details

Type	Loan Number	Principal Amount	Interest Amount	Late Fee Amount	NSF Fee Amount	Total
Sale In - Non-Cash	26656	\$58,267.98	\$2,483.17	\$122.24	\$0.00	\$60,873.39
	1	\$58,267.98	\$2,483.17	\$122.24	\$0.00	\$60,873.39
Sale Out - Non-Cash	26656	(\$58,267.98)	(\$2,483.17)	(\$122.24)	\$0.00	(\$60,873.39)
	1	(\$58,267.98)	(\$2,483.17)	(\$122.24)	\$0.00	(\$60,873.39)
<b>Total:</b>	<b>1</b>	<b>\$0.00</b>	<b>\$0.00</b>	<b>\$0.00</b>	<b>\$0.00</b>	<b>\$0.00</b>

© 2019 Launch Servicing

Page 1 of 1

© 2019 Launch Servicing. All Rights Reserved. | <http://www.launchservicing.com>

# Delinquency Summary & Detail

Identifies all loans that are past due by one or more days. A borrower may have multiple loans in delinquency, therefore the total borrower count could exceed the number of borrowers for the lender. The first page contains a summary and subsequent pages contain supporting details.

## Daily Delinquency Summary

Run Date/Time: 5/14/2019 1:31 PM

Lender: DEMO LENDER 6

Loan Type: All

Insurer: DEMO INSURER 1, DEMO INSURER 10, DEMO INSURER 2, DEMO INSURER 3, DEMO INSURER 4

Portfolio: All

Effective Date: 05/14/2019

Description	Loans	Borrowers	Principal Balance	Percentage
Total Portfolio	1112	902	\$8,601,793.42	
Total Repayment	1002	826	\$7,347,538.27	85.42%
Current	621	527	\$4,307,835.71	58.63%
1-29	311	251	\$2,362,004.56	32.15%
30-59	45	32	\$360,183.72	4.90%
60-89	12	10	\$69,366.19	0.94%
90-119	8	8	\$102,660.69	1.40%
120-149	0	0		0.00%
150-179	0	0		0.00%
Over 179 Days	0	0		0.00%
Claim	5	4	\$145,487.40	1.98%
Total Delinquent - % of Repay > 30 Days				8.72%
Total Delinquent - % of Portfolio > 30 Days				7.45%

## Daily Delinquency Detail Report

LAUNCH

Run Date/Time: 5/14/2019 1:31 PM

Lender: DEMO LENDER 6

Loan Type: All

Insurer: DEMO INSURER 1, DEMO INSURER 10, DEMO INSURER 2, DEMO INSURER 3, DEMO INSURER 4

Portfolio: All

Effective Date: 05/14/2019

Insurer Name	Delinquency Group	Borrower Name	Person ID	Loan	Portfolio	Student	Next Due Date	Days Delinquent	Principal Balance
DEMO INSURER 10	1-29	PERSON109304, DEMO	109304	12730			5/10/2019	4	\$12,337.76
		PERSON109349, DEMO	109349	12769			5/10/2019	4	\$205.73
		PERSON109423, DEMO	109423	12839			5/3/2019	11	\$10,917.23
		PERSON109488, DEMO	109488	12896			4/24/2019	20	\$22,001.66



# Small Balance Summary & Detail

Identifies all loans that have a balance that is less than their current monthly payment amount. Detail pages show the transaction that reduced the balance to the Small Balance level and headers allow you to sort data within that category.

## Small Balance Summary Report



Run Date/Time: 5/14/2019 1:39 PM  
 Lender: DEMO LENDER 6  
 Loan Type: All  
 Portfolio: All  
 Effective Date: 05/01/2019

Number of Loans	Number of Borrowers	Principal	Interest	Late Fees	NSF Fees	Total
3	3	\$434.13	\$0.00	\$0.00	\$0.00	\$434.13

© 2019 Launch Servicing

Page 1 of 2

## Small Balance Detail Report



Run Date/Time: 5/14/2019 1:39 PM  
 Lender: DEMO LENDER 6  
 Loan Type: All  
 Portfolio: All  
 Effective Date: 05/01/2019

Borrower Name	Account	Loan	Portfolio	Status	Monthly Payment Amount	Last Transaction Date	Principal	Interest	Late Fees	NSF Fees	Total
PERSON110841, DEMO	110841000	14016		REPAY	\$326.92	3/26/2019	\$324.90	\$0.00	\$0.00	\$0.00	\$324.90
PERSON109645, DEMO	109645000	13042		REPAY	\$88.53	4/3/2019	\$87.92	\$0.00	\$0.00	\$0.00	\$87.92
PERSON109419, DEMO	109419000	12832		DEFER	\$21.42	3/27/2017	\$21.31	\$0.00	\$0.00	\$0.00	\$21.31
		3					\$434.13	\$0.00	\$0.00	\$0.00	\$434.13

© 2019 Launch Servicing

Page 2 of 2

# Paid in Full Report

Identifies all loans paid in full for the selection criteria, including last payment amount.

## Paid in Full Report

Run Date/Time: 5/14/2019 1:50 PM

Lender: DEMO LENDER 6

Loan Type: All

Portfolio: All

Date From: 2/1/2019 Date Through: 5/14/2019

Borrower Name	Account Number	Loan Number	Portfolio	Post Date	Effective Date	Final Payment Amount
PERSON109274, DEMO	109274000	12702		2/4/2019	2/1/2019	\$102.77
PERSON109420, DEMO	109420000	12835		3/25/2019	3/24/2019	\$989.10
PERSON109501, DEMO	109501000	12905		2/22/2019	2/21/2019	\$992.02
PERSON109640, DEMO	109640000	13039		2/28/2019	2/27/2019	\$851.94
PERSON109645, DEMO	109645000	13043		4/3/2019	4/3/2019	\$79.33
PERSON109890, DEMO	109890000	13255		4/19/2019	4/19/2019	\$576.41
PERSON109892, DEMO	109892000	13256		2/11/2019	2/9/2019	\$5,506.81
PERSON109902, DEMO	109902000	13264		2/13/2019	2/13/2019	\$0.04
PERSON109940, DEMO	109940000	13291		2/25/2019	2/25/2019	\$0.55
PERSON109985, DEMO	109985000	13325		3/6/2019	3/6/2019	\$0.47
PERSON110017, DEMO	110017000	13345		2/8/2019	2/7/2019	\$1,622.74
PERSON110040, DEMO	110040000	13360		2/15/2019	2/15/2019	\$2.07
PERSON110069, DEMO	110069000	13387		2/7/2019	2/6/2019	\$28,796.10
PERSON110087, DEMO	110087000	13399		3/27/2019	3/7/2019	\$1,639.45
PERSON110093, DEMO	110093000	13403		3/19/2019	3/18/2019	\$1,296.60
PERSON110123, DEMO	110123000	13428		3/27/2019	3/26/2019	\$0.08
PERSON110153, DEMO	110153000	13448		4/9/2019	4/8/2019	\$197.53
PERSON110307, DEMO	110307000	13566		4/12/2019	4/12/2019	\$8,621.97

# Refund Summary & Detail

Identifies all loans with either a pending or completed refund which occurs when funds are received in excess of the amount required to pay in full.

## Refund Report



Run Date/Time: 5/14/2019 1:57 PM

Lender: DEMO LENDER 6

Loan Type: All

Refund Type: All

Portfolio: All

Date From: 4/1/2019 Date Through: 5/14/2019

### Summary

Status	Borrower Count	Loan Count	Refund Amount
Approved and Scheduled	2	2	\$211.22
Complete	1	1	\$33.01
<b>Total:</b>	<b>3</b>	<b>3</b>	<b>\$244.23</b>

### Details

Status	Borrower Name	Payee Name	Account	Loan	Portfolio	Approved On	Approved By	Completed Date	Original Payment Amount	Original Payment Date	Refund Amount
Approved and Scheduled	PERSON109890, DEMO	RELIANCE, BANK	109890000	13255		4/22/2019	Roark,Bryan		\$576.41	4/19/2019	\$62.78
	PERSON110307, DEMO	PERSON110307, DEMO	110307000	13566		4/15/2019	Roark,Bryan		\$8,621.97	4/12/2019	\$148.44
	<b>Total:</b>	<b>2</b>		<b>2</b>							<b>\$211.22</b>
Complete	PERSON111899, DEMO	PERSON111899, DEMO	111899000	14868		4/10/2019	Roark,Bryan	4/25/2019	\$150.00	4/3/2019	\$33.01
	<b>Total:</b>	<b>1</b>		<b>1</b>							<b>\$33.01</b>
<b>Total:</b>	<b>3</b>			<b>3</b>							<b>\$244.23</b>

© 2019 Launch Servicing

Page 1 of 1

# Trial Balance Summary & Detail

Identifies the volume of loans by status, including principal balance. This report includes all loans that were ever on the servicing system. The first page contains a summary and subsequent pages contain supporting details.

## Trial Balance Report Summary



Run Date/Time: 5/14/2019 1:59 PM  
 Lender: DEMO LENDER 6, DEMO LENDER 7  
 Loan Type: All  
 Portfolio: All  
 Effective Date: 05/14/2019

Loan Status	Number of Loans	Number of Borrowers	Principal Balance
Canceled	12	12	\$0.00
Default	9	6	\$164,609.43
Default - Bankruptcy	1	1	\$1,181.72
Deferment	999	687	\$41,196,176.17
Deferment - Bankruptcy	3	3	\$58,282.31
Paid by Claim	85	62	\$0.00
Paid by Claim - Bankruptcy	5	2	\$0.00
Paid In Full	1,685	1,211	\$0.00
Pending	9	9	\$0.00
Repayment	1,657	1,335	\$22,789,249.12
<b>Total:</b>	<b>4,465</b>	<b>3,240 *</b>	<b>\$64,209,498.75</b>

\* The Total Number of Borrowers will not equal the sum of the column as this is a 'unique borrower count' and a borrower can have loans in more than one status

Loan Status	Borrower Name	Loan Id	Student Id	School Name	Graduation Date	Portfolio	Original Loan Balance	1st Disb Dt	Principal Balance	Status	Next Due Date	Payment Amount	Late Fee Balance	Days Delinquent	TDR 120	Charged Off
Canceled	PERSON145670, DEMO	26818	90901250016143531	Xavier University School of Medicine	5/15/2021	0	\$60,000.00	5/1/2017	\$0.00	Canceled		\$0.00	\$0.00	0		
	PERSON245939, DEMO	67268	90901250019265691	California Northstate University	6/30/2022	0	\$55,000.00	8/8/2018	\$0.00	Canceled		\$0.00	\$0.00	0		
	PERSON113237, DEMO	16335	90901250015154241	California Northstate University	6/30/2020	0	\$60,000.00	8/12/2016	\$0.00	Canceled		\$0.00	\$0.00	0		
	PERSON113218, DEMO	16327	8335489012A59C001	California Northstate University	6/30/2020	0	\$61,350.00	8/8/2016	\$0.00	Canceled		\$0.00	\$0.00	0		
	PERSON113255, DEMO	16342	90901250015023071	Caribbean Medical University	8/15/2020	0	\$30,000.00	8/30/2016	\$0.00	Canceled		\$0.00	\$0.00	0		

# Monthly Financial Summary

A summary of the month's financial transactions including beginning and ending balance for principal as well as interest and fees.

**Financial Summary Report**


Run Date/Time: 5/14/2019 2:49 PM  
 Lender: DEMO LENDER 6  
 Loan Type: All  
 Portfolio: All  
 Date From: 04/01/2019 Date Through: 04/30/2019

Description	Amount
Beginning Principal Balance	
Principal Collected	
Borrower Overpayments	
Claim Principal Collected	
Claim Principal Adjustments	
Principal Increases	
Principal Adjustments	
Principal - Transfer In	
Principal - Transfer Out	
Principal - Sale In	
Principal - Sale Out	
Write Off	
Write Up	
Ending Principal Balance	
Beginning Interest Balance	
Accrued Interest	
Interest Collected	
Claim Interest Collected	
Claim Interest Adjustments	
Capitalized Interest	
Repayment Fee	
Interest - Transfer In	
Interest - Transfer Out	
Interest - Sale In	
Interest - Sale Out	
Interest Adjustments	
Write Off	
Write Up	
Ending Interest Balance	
Beginning Fee Balance	
Fees Assessed	
Fees Waived	

# Monthly Delinquency Summary & Detail

Identifies all loans that are past due by one or more days. A borrower may have multiple loans in delinquency, therefore the total borrower count could exceed the number of borrowers for the lender. The first page contains a summary and subsequent pages contain supporting details.

### Monthly Delinquency Summary Report




Run Date/Time: 5/14/2019 3:15 PM  
 Lender: DEMO LENDER 6  
 Loan Type: All  
 Insurer: DEMO INSURER 1, DEMO INSURER 10, DEMO INSURER 2, DEMO INSURER 3, DEMO INSURER 4  
 Portfolio: All  
 Effective Date: 03/31/2019

Description	Loans	Borrowers	Balance	Percentage
Total Portfolio	1164	946	\$8,685,105.41	
Total Repayment	1027	846	\$7,465,498.19	85.96%
Current	938	775	\$6,719,464.90	90.01%
1-29	55	45	\$373,153.47	5.00%
30-59	25	21	\$204,858.89	2.74%
60-89	3	2	\$22,453.49	0.30%
90-119	0	0		0.00%
120-149	0	0		0.00%
150-179	0	0		0.00%
Over 179 Days	0	0		0.00%
Claim	6	5	\$145,567.44	1.95%
Total Delinquent - % of Repay > 30 Days				4.81%
Total Delinquent - % of Portfolio > 30 Days				4.13%

© 2019 Launch Servicing Page 1 of 2

---

### Monthly Delinquency Detail Report



Run Date/Time: 5/14/2019 3:15 PM  
 Lender: DEMO LENDER 6  
 Loan Type: All  
 Insurer: DEMO INSURER 1, DEMO INSURER 10, DEMO INSURER 2, DEMO INSURER 3, DEMO INSURER 4  
 Portfolio: All  
 Effective Date: 03/31/2019

Insurer Name	Delinquency Group	Borrower Name	Loan	Portfolio	Student	Days Delinquent	Principal	Interest	Fees	Total
DEMO INSURER 10	1-29	PERSON110573, DEMO	13795			5	\$254.24	\$1.29	\$0.00	\$255.53
		PERSON110573, DEMO	13796			5	\$1,943.55	\$9.83	\$0.00	\$1,953.38
		PERSON110573, DEMO	13797			5	\$1,978.32	\$10.00	\$0.00	\$1,988.32
		PERSON109488, DEMO	12896			7	\$22,001.66	\$539.14	\$0.00	\$22,540.80
		PERSON109878, DEMO	13247			15	\$4,594.44	\$18.13	\$0.00	\$4,612.57
		PERSON109912, DEMO	13271			5	\$12,034.65	\$67.26	\$0.00	\$12,101.91
		PERSON110234, DEMO	13516			16	\$7,894.82	\$74.61	\$0.00	\$7,969.43
		PERSON110234, DEMO	13517			16	\$4,494.57	\$73.72	\$0.00	\$4,568.29
		PERSON110015, DEMO	13344			3	\$1,176.43	\$5.58	\$0.00	\$1,182.01
		PERSON110102, DEMO	13409			3	\$9,629.88	\$33.24	\$0.00	\$9,663.12
		PERSON110102, DEMO	13410			3	\$11,061.37	\$38.18	\$0.00	\$11,099.55

# Monthly Portfolio Summary

Identifies the number of loans, number of borrowers and the principal balance within each status. If the loan is delinquent, the days delinquent will be identified within a range .

**Portfolio Summary Report** **LAUNCH**

Run Date/Time: 5/14/2019 3:20 PM  
 Lender: DEMO LENDER 6  
 Loan Type: All  
 Portfolio: All  
 Effective Date: 03/31/2019

Loan Status	Status	Number of Loans	Number of Borrowers	Principal Balance
Default		5	4	\$144,343.29
	Subtotal:	5	4	\$144,343.29
Default - Bankruptcy		1	1	\$1,224.15
	Subtotal:	1	1	\$1,224.15
Deferment		109	75	\$1,210,553.50
	Subtotal:	109	75	\$1,210,553.50
Deferment - Bankruptcy		1	1	\$9,053.72
	Subtotal:	1	1	\$9,053.72
Repayment	Current	938	775	\$6,719,464.90
	1-30 Days Delinquent	57	46	\$385,963.67
	31+ Days Delinquent	26	22	\$214,502.18
	Subtotal:	1021	841	\$7,319,930.75
<b>Total:</b>		<b>1137</b>	<b>922</b>	<b>\$8,685,105.41</b>

© 2019 Launch Servicing Page 1 of 1


© 2019 Launch Servicing. All Rights Reserved. | <http://www.launchservicing.com>

# Monthly Maturity Summary & Detail

Identifies the loans expected to pay in full within a specified date range and includes the interest rate type, the number of loans, and the principal balance for each group.

### Maturity Summary Report

Run Date/Time: 5/14/2019 3:27 PM  
 Lender: DEMO LENDER 6  
 Loan Type: All  
 Portfolio: All  
 Effective Date: 03/31/2019




Matures In	Interest Type	Number of Loans	Principal Balance
<= 3 Months	Variable	55	\$15,720.79
	Subtotal:	55	\$15,720.79
> 3 Months to <= 12 Months	Variable	54	\$50,926.90
	Subtotal:	54	\$50,926.90
> 1 Year to <= 3 Years	Variable	174	\$362,607.30
	Subtotal:	174	\$362,607.30
> 3 Years to <= 5 Years	Variable	173	\$670,225.13
	Subtotal:	173	\$670,225.13
> 5 Years to <= 15 Years	Variable	456	\$4,140,061.02
	Subtotal:	456	\$4,140,061.02
> 15 Years	Variable	252	\$3,445,564.27
	Subtotal:	252	\$3,445,564.27
<b>Total:</b>		<b>1164</b>	<b>\$8,685,105.41</b>

© 2019 Launch Servicing Page 1 of 2

---

### Maturity Detail Report

Run Date/Time: 5/14/2019 3:27 PM  
 Lender: DEMO LENDER 6  
 Loan Type: All  
 Portfolio: All  
 Effective Date: 03/31/2019

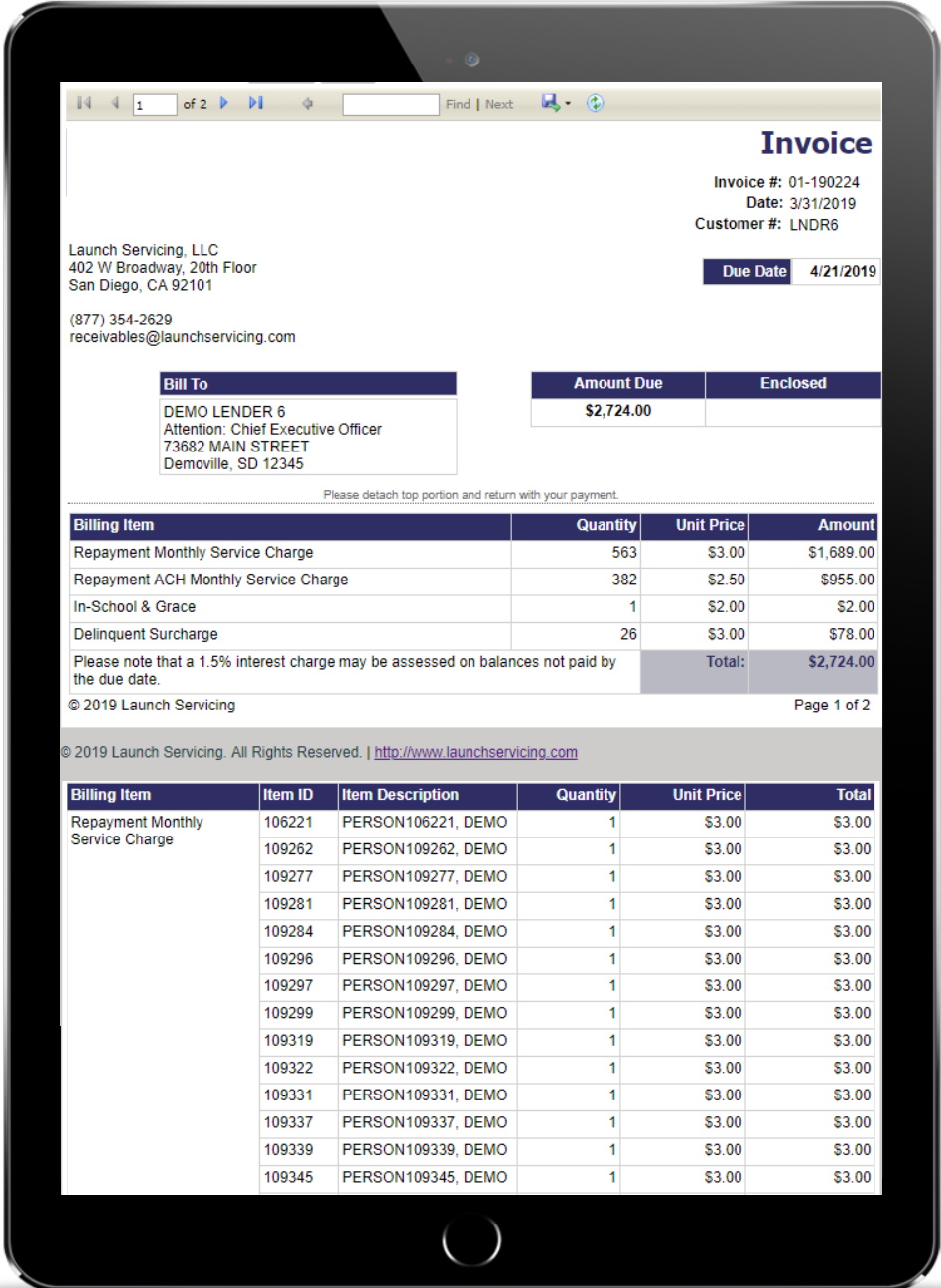


Matures In	Maturity Date	Borrower Name	Loan	Portfolio	Loan Type	Interest Type	Current Interest Rate	Principal Balance
<= 3 Months	9/13/2018	PERSON111463, DEMO	14528		DEMO LoanType 6-101	Variable	5.954%	\$37.61
<= 3 Months	1/1/2019	PERSON111222, DEMO	14331		DEMO LoanType 18-113	Variable	4.750%	\$0.00
<= 3 Months	1/10/2019	PERSON112027, DEMO	14986		DEMO LoanType 6-101	Variable	5.954%	\$0.00
<= 3 Months	1/10/2019	PERSON112027, DEMO	14987		DEMO LoanType 6-101	Variable	5.954%	\$0.00
<= 3 Months	3/6/2019	PERSON111480, DEMO	14541		DEMO LoanType 18-113	Variable	7.250%	\$0.00
<= 3 Months	3/8/2019	PERSON112492, DEMO	15473		DEMO LoanType 18-113	Variable	6.250%	\$0.00
<= 3 Months	3/11/2019	PERSON111692, DEMO	14708		DEMO LoanType 18-113	Variable	4.750%	\$0.00
<= 3 Months	3/12/2019	PERSON111884, DEMO	14857		DEMO LoanType 18-113	Variable	6.250%	\$0.00
<= 3 Months	3/17/2019	PERSON110519, DEMO	13749		DEMO LoanType 18-113	Variable	5.750%	\$0.00
<= 3 Months	3/20/2019	PERSON110841, DEMO	14016		DEMO LoanType 18-113	Variable	6.250%	\$324.90
<= 3 Months	3/22/2019	PERSON111119, DEMO	14240		DEMO LoanType 18-113	Variable	4.750%	\$394.97
<= 3 Months	3/25/2019	PERSON112446, DEMO	15428		DEMO LoanType 18-113	Variable	7.250%	\$0.00
<= 3 Months	4/1/2019	PERSON111665, DEMO	14689		DEMO LoanType 6-101	Variable	5.954%	\$56.91



# Lender Invoice Report

Available online for certain clients or emailed each month for those without online access. A summary of fees owed by the lender that identifies each of the borrowers being billed per the servicing agreement.



# Trial Balance Summary & Detail

Identifies the volume of loans by status, including principal balance. Unlike the daily version, this report only includes loans that were on the system with a balance during that particular month. The first page contains a summary and subsequent pages contain supporting details.

**Trial Balance Report Summary** LAUNCH

Run Date/Time: 5/14/2019 4:37 PM  
 Lender: DEMO LENDER 6  
 Loan Type: All  
 Portfolio: All  
 Effective Date: 03/31/2019

Loan Status	Number of Loans	Number of Borrowers	Principal Balance	Interest Balance	Late Fee Balance
Default	5	4	\$144,343.29	\$11,501.84	\$405.12
Default - Bankruptcy	1	1	\$1,224.15	\$8.58	\$0.00
Deferment	109	75	\$1,210,553.50	\$104,940.46	\$339.61
Deferment - Bankruptcy	1	1	\$9,053.72	\$406.53	\$0.00
Paid In Full	27	26	\$0.00	\$0.00	\$0.00
Repayment	1,021	841	\$7,319,930.75	\$39,122.82	\$3,259.71
<b>Total</b>	<b>1,164</b>	<b>946</b>	<b>\$8,685,105.41</b>	<b>\$155,980.23</b>	<b>\$4,004.44</b>

**Trial Balance Report Summary** LAUNCH

Run Date/Time: 5/14/2019 4:37 PM  
 Lender: DEMO LENDER 6  
 Loan Type: All  
 Portfolio: All  
 Effective Date: 03/31/2019

Loan Status	Borrower Name	Loan ID	Student ID	School Name	Graduation Date	Portfolio	Original Loan Balance	1st Draw Dt	Principal Balance	Unpaid Interest	Interest Rate	Status	Next Due Date	Payment Amount	Late Fee	Days Delinquent	TDR 120	Charged Off
Default	PERSON109768, DEMO	13165	5075000000TEKD41	Wagner College	5/13/2009	0	\$22,880.00	11/19/2008	\$33,609.02	\$3,437.76	8.250%	Default	12/26/2017	\$273.48	\$120.00	460		
	PERSON111483, DEMO	14528	90074200LCP44001	Trevecca Nazarene University	1/3/2002	0	\$6,203.00	9/13/2001	\$37.61	\$0.92	5.954%	Default	9/13/2018	\$55.10	\$29.82	199		
	PERSON112481, DEMO	15472	00153700008328772	University of South Florida	5/4/2007	0	\$1,484.00	12/1/2006	\$1,865.83	\$135.65	6.250%	Default	1/24/2018	\$51.01	\$15.30	431		
	PERSON113027, DEMO	16241	8335484351AHG400H	Trinity School of Medicine	4/30/2014	0	\$58,437.50	8/28/2012	\$71,617.82	\$5,216.82	11.250%	Default	9/3/2018	\$1288.96	\$120.00	209		
	PERSON113027, DEMO	16242	8335489912AFFX010	Trinity School of Medicine	4/30/2014	0	\$32,512.50	8/20/2013	\$37,213.01	\$2,710.69	11.250%	Default	9/3/2018	\$618.39	\$120.00	209		

© 2019 Launch Servicing Page 2 of 7